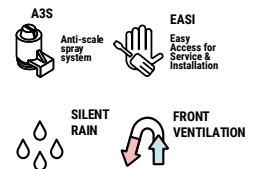
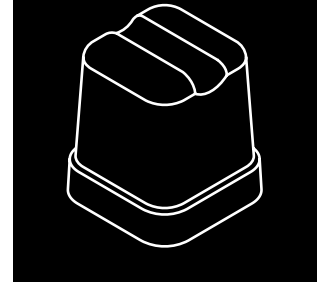


ORION 60 230 V / 50 Hz

SELF-CONTAINED ICE CUBE MACHINE

FEATURES CARACTERÍSTICAS

- ▶ **PRODUCE SOLID GOURMET CRYSTAL CLEAR ICE CUBES.**
PRODUCE CUBITOS GOURMET MACIZOS Y CRISTALINOS.
- ▶ **NEW ELECTRONIC CONTROL THAT ENHANCES THE PERFORMANCE OF THE MACHINE AND ALLOWS IT TO ADAPT TO EXTREME CLIMATES.**
NUEVO CONTROL ELECTRÓNICO QUE MEJORA EL FUNCIONAMIENTO DE LA MÁQUINA Y LE PERMITE ADAPTARSE A CLIMAS EXTREMOS.
- ▶ **A3S: ANTI-SCALE SPRAY SYSTEM. THE ITV PATENTED SPRAY SYSTEM WITH FLEXIBLE NOZZLES AVOIDS LIMESCALE DEPOSITS WITH SMALL VIBRATIONS.**
A3S: ANTI-SCALE SPRAY SYSTEM. EL SISTEMA DE SPRAY ELÁSTICO PATENTADO POR ITV EVITA LOS PEQUEÑOS DEPÓSITOS DE CAL MEDIANTE VIBRACIÓN.
- ▶ **SMART FRONT VENTILATION SYSTEM (SFVS) ALLOWS BUILT-IN INSTALLATION OF THE UNIT.**
EL SISTEMA INTELIGENTE DE VENTILACIÓN FRONTAL (SFVS) PERMITE LA INSTALACIÓN EMPOTRADA DE LA MÁQUINA.
- ▶ **"NEVER STOP" MOTOR PUMP DEVELOPED BY ITV. ITS DESIGN WITHOUT SEALS PREVENTS FROM DETERIORATION IN HARD WATER.**
BOMBA "NEVER STOP" DESARROLLADA POR ITV. SU DISEÑO SIN RETENES EVITA EL DETERIORO EN AGUAS DURAS.
- ▶ **ON/OFF LIGHTED ROCKER SWITCH / NEW PCB MOUNTED AT THE BOTTOM.**
INTERRUPTOR LUMINOSO DE FUNCIONAMIENTO ON-OFF/ NUEVA PLACA ELECTRÓNICA MONTADA EN LA PARTE INFERIOR.
- ▶ **AISI 304 STAINLESS STEEL BODY.**
CARROCERÍA EN ACERO INOXIDABLE AISI 304.
- ▶ **THE DISAPPEARING DOOR REDUCES THE FOOTPRINT OF THE MACHINE AND AVOIDS ACCIDENTS.**
LA PUERTA DESLIZANTE HACIA EL INTERIOR REDUCE LA SUPERFICIE OCUPADA Y EVITA ACCIDENTES.
- ▶ **TROPICALIZED MACHINES (T CLASS) / HEIGHT ADJUSTABLE LEGS FROM 105MM TO 155MM.**
MÁQUINAS TROPICALIZADAS (CLASE T) / PATAS DE ALTURA AJUSTABLE DE 105MM A 155MM.
- ▶ **NATURAL GAS R290 WITH VERY LOW GLOBAL WARMING POTENTIAL WHICH ALSO REDUCES THE ENERGY CONSUMPTION.**
GAS NATURAL R290 CON MUY BAJO ÍNDICE GWP EL CUAL TAMBIÉN REDUCE EL CONSUMO ENERGÉTICO.
- ▶ **AN ANTI-LIMESCALE FILTER IS ADVISED IN HARD WATER AREAS (WATER HARDNESS OVER 30 °fH).**
SE RECOMIENDA USAR UN FILTRO ANTICAL EN CASO DE AGUAS DURAS (AGUA CON DUREZA SUPERIOR A 30°fH).



		10°C (Kg)	10°C (Kg)	21°C (Kg)	15°C (Kg)	STOCK (Kg)	(mm)	(mm)	
ORION 60 A		67	63	30	Width 515 Depth 645 Height 835*	Width 585 Depth 700 Height 965	Average dimensions Dimensiones promedio	ORION 40gr 40 mm (W) x 44 mm (H)	
ORION 60 W		69	65		Height 835*	Height 965			

* WITH LEGS 940/990 CON PATAS 940/990

ACCESSORIES ACCESORIOS

INCLUDED



WATER INLET HOSE
MANGUERA DE ENTRADA DE AGUA



WATER OUTLET HOSE
MANGUERA DE DESAGÜE



4 HEIGHT ADJUSTABLE LEG KIT
KIT 4 PATAS ALTURA REGULABLE



WATER INLET FILTER GASKET
JUNTA DE FILTRO DE ENTRADA DE AGUA



MEDIUM SCOOP
PALA MEDIANA

NOT INCLUDED (OPTIONAL)



ANTI-LIMESCALE FILTER
FILTRO ANTICAL #7500



ANTI-LIMESCALE + ANTI-CHLORINE FILTER CS101
FILTRO ANTICAL + ANTICLORO CS101 #6830A



PARTICLE FILTER
FILTRO ANTIPARTÍCULAS #7499



C4 WATER SOFTENER
DESCALCIFICADOR C4 #30353




CAKLIN 50 CLEANER
PRODUCTO ANTICAL Calklin 200 gr. #4033



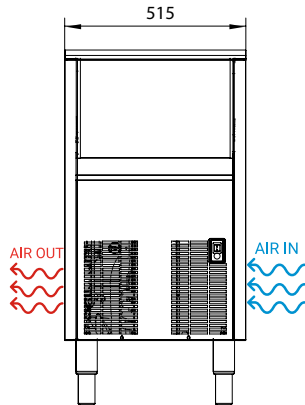
2L TANK DRAIN PUMP
BOMBA DESAGÜE DEPOSITO 2L #6470



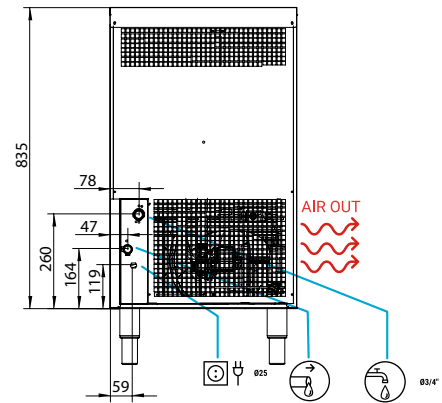
LEFT SIDE VIEW
VISTA LATERAL IZQUIERDA



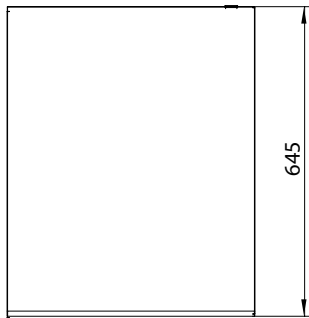
FRONTAL VIEW
VISTA FRONTAL



REAR VIEW
VISTA TRASERA



TOP VIEW
VISTA SUPERIOR



* All measurements in mm.
* Todas las cotas en mm.

OPERATING CONDITIONS CONDICIONES DE OPERACIÓN

PRODUCTION 50Hz PRODUCCIÓN 50 Hz

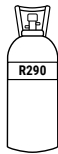
±10% V

5°C/43°C

5°C/35°C

1 bar/6 bar

36 Ice cubes/cycle



V	Hz	ph
230	50	1N



ORION 60 AIR COOLED

°C °F	10° 50°	15° 60°	21° 70°	30° 86°
	10° 50°	67	66	62
21° 68°	65	63	59	55
32° 90°	61	59	55	52
43° 109°	47	44	40	37



ORION 60 WATER COOLED

°C °F	10° 50°	15° 60°	21° 70°	30° 86°
	10° 50°	69	67	65
21° 68°	67	65	63	61
32° 90°	64	62	60	58
43° 109°	56	54	52	49

MODELS MODELOS

	+c° -c°	ASHRAE CONDITIONS CONDICIONES ASHRAE (W) (BTU/h)	(W) 43°C	(n.) (mm²)	FUSE	100 Kg (Kwh)	(l/h)	HEAT REJECTED (W) (BTU/h)	(Kg)	(Kg)	(m³)
ORION 60 A		1.266 4.319	425	3 1,5	10	12,2	7	953 3.251	54	61	0,39
ORION 60 W		1.266 4.319	246	3 1,5	10	12,2	24,1	953 3.251	54	61	0,39



ITV ICE MAKERS, S.L.
POL. IND. SECTOR 13, AVDA. DELS HOSTALERS, 2
46394 RIBARROJA DE TURIA, VALENCIA, SPAIN
PHONE: +34 96 166 75 75 | FAX: +34 96 166 81 00
info@itv.es | www.itv.es



SERVICE
SERVICIO ASISTENCIA TÉCNICA
service@itv.es
Skype: ITV.Service
+34 961 667 639
8:00AM | 7:00PM



Subject to certain limitations
and exclusions. Only spare parts.
Sujeto a limitaciones y exclusiones.
Solo piezas de repuesto.



9001
14001

