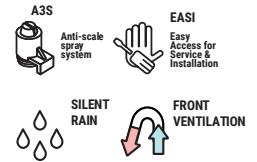
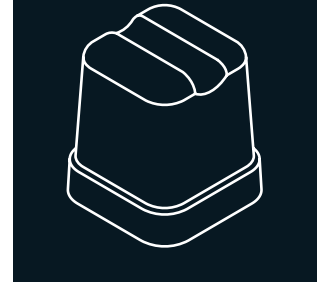


ORION 40 230 V / 50 Hz

SELF-CONTAINED ICE CUBE MACHINE











FEATURES CARATTERISTICHE

- ▶ **PRODUCES SOLID GOURMET CRYSTAL CLEAR ICE CUBES**
PRODUCE CUBETTI GOURMET PIENI E CRISTALLINI
- ▶ **NEW ELECTRONIC CONTROL THAT ENHANCES THE PERFORMANCE OF THE MACHINE AND ALLOWS IT TO ADAPT TO EXTREME CLIMATES**
NUOVO CONTROLLO ELETTRONICO CHE MIGLIORA IL FUNZIONAMENTO DELLA MACCHINA PERMETTENDOLE DI ADATTARSI A CLIMI ESTREMI
- ▶ **A3S: ANTI-SCALE SPRAY SYSTEM. THE ITV PATENTED SPRAY SYSTEM WITH FLEXIBLE NOZZLES AVOIDS LIMESCALE DEPOSITS WITH SMALL VIBRATIONS**
A3S: ANTI-SCALE SPRAY SYSTEM. SISTEMA SPRAY ANTINCROSTAZIONI BREVETTATO DA ITV CHE EVITA I PICCOLI DEPOSITI DI CALCARE MEDIANTE VIBRAZIONE
- ▶ **SMART FRONT VENTILATION SYSTEM (SFVS) ALLOWS BUILT-IN INSTALLATION OF THE UNIT**
CONCETTO FRONT VENTILATION: VENTILAZIONE FRONTALE IN-OUT CHE PERMETTE DI INCASSARE LA MACCHINA
- ▶ **"NEVER STOP" MOTOR PUMP DEVELOPED BY ITV. ITS DESIGN WITHOUT SEALS PREVENTS FROM DETERIORATION IN HARD WATER**
POMPA "NEVER STOP" IDEATA DA ITV. POMPA SENZA GUARNIZIONI CHE EVITA IL DETERIORAMENTO IN ACQUE DURE
- ▶ **ON/OFF LIGHTED ROCKER SWITCH / NEW PCB MOUNTED AT THE BOTTOM**
SPIA LUMINOSA DI FUNZIONAMENTO ON/OFF / NUOVA SCHEDA ELETTRONICA MONTATA SULLA PARTE INFERIORE
- ▶ **AISI 304 STAINLESS STEEL BODY**
STRUTTURA IN ACCIAIO INOSSIDABILE AISI 304
- ▶ **THE DISAPPEARING DOOR REDUCES THE FOOTPRINT OF THE MACHINE AND AVOIDS ACCIDENTS**
APERTURA DELLA PORTA VERSO L'INTERNO PER EVITARE INCIDENTI
- ▶ **TROPICALIZED MACHINES (T CLASS) / HEIGHT ADJUSTABLE LEGS FROM 12MM TO 20MM**
MACCHINE TROPICALIZZATE (CLASSE T) / PIEDINI CON ALTEZZA REGOLABILE DA 12MM A 20MM
- ▶ **NATURAL GAS R290 WITH VERY LOW GLOBAL WARMING POTENTIAL WHICH ALSO REDUCES THE ENERGY CONSUMPTION**
GAS NATURALE R290 CON INDICE GWP MOLTO BASSO CHE RIDUCE ANCHE IL CONSUMO ENERGETICO
- ▶ **AN ANTI-LIMESCALE FILTER IS ADVISED IN HARD WATER AREAS (WATER HARDNESS OVER 30 °fH)**
SI RACCOMANDA DI USARE UN FILTRO ANTICALCARE IN CASO DI ACQUE DURE, AL DI SOPRA DEI 30°F DI DUREZZA



ORION 40gr

40 mm (W) x 44 mm (H)
Average dimensions Dimensioni medie

	 24 H	 10°C (Kg)	 10°C (Kg)	 21°C (Kg)	 15°C (Kg)	 (Kg)	 (mm)	 (mm)
ORION 40 A		46	43	20	Width 435	Width 510		
ORION 40 W		50	45		Depth 605	Depth 665		
					Height 701*	Height 825		

* WITH LEGS 807/857 CON PIEDINI 807/857

ACCESSORIES ACCESSORI

INCLUDED



WATER INLET HOSE
TUBO INGRESSO DELL'ACQUA



WATER OUTLET HOSE
TUBO DI SCARICO



4 HEIGHT ADJUSTABLE LEG KIT
KIT 4 PIEDINI ALTEZZA REGOLABILE



WATER INLET FILTER GASKET
GIUNTURA DEL FILTRO DI INGRESSO DELL'ACQUA



MEDIUM SCOOP
PALETTA MEDIA

NOT INCLUDED (OPTIONAL)



ANTI-LIMESCALE FILTER
FILTRO ANTICALCARE



ANTI-LIMESCALE + ANTI-CHLORINE FILTER CS101
FILTRO ANTICALCARE + ANTICLORO CS101



PARTICLE FILTER
FILTRO ANTIPARTICOLATO



C4 WATER SOFTENER
DECALCIFICATORE C4



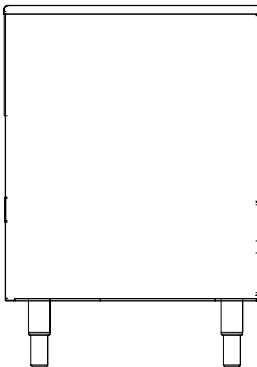
CALKLIN 50 CLEANER
PRODOTTO ANTICALCARE



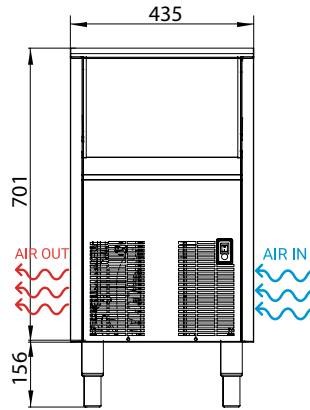
4 WHEELS KIT
KIT 4 ROTELLE

ORION 40

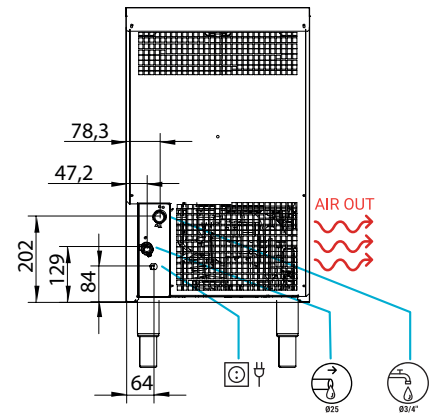
RIGHT SIDE VIEW
VISTA LATERALE DESTRA




FRONTAL VIEW
VISTA FRONTALE



REAR VIEW
VISTA POSTERIORE



TOP VIEW
VISTA SUPERIORE



* All measurements in mm.
* Tutte le misure in mm.

OPERATING CONDITIONS CONDIZIONI PER IL FUNZIONAMENTO

PRODUCTION 50Hz PRODUZIONE 50 Hz


±10% V

5°C/43°C

5°C/35°C

1 bar/6 bar

24 Ice cubes/cycle



V	Hz	ph
230	50	1N

ORION 40 AIR COOLED

°C °F	10° 50°	15° 60°	21° 70°	30° 86°
	10°	46	44	41
21° 68°	43	43	39	34
32° 90°	41	39	37	32
43° 109°	29	28	26	20

ORION 40 WATER COOLED

°C °F	10° 50°	15° 60°	21° 70°	30° 86°
	10°	50	49	48
21° 68°	49	45	44	43
32° 90°	47	44	43	41
43° 109°	44	42	41	39

MODELS
MODELLI

	+c° -c°	ASHRAE CONDITIONS CONDIZIONI ASHRAE (W) (BTu/h)	(W) 43°C	(n.) (mm²)	FUSE	100 Kg (Kwh)	(l/h)	HEAT REJECTED (W) (BTu/h)	(Kg)	(Kg)	(m³)
ORION 40 A		975 3.326	313	3 1,5	10	14,3	5,4	726 2.476	44	48	0,29
ORION 40 W		975 3.326	275	3 1,5	10	11,8	24,6	726 2.476	44	48	0,29



ITV ICE MAKERS, S.L.
POL. IND. SECTOR 13, AVDA. DELS HOSTALERS, 2
46394 RIBARROJA DE TURIA, VALENCIA, SPAIN
PHONE: +34 96 166 75 75 | FAX: +34 96 166 81 00
info@itv.es | www.itv.es



SERVICE
SERVIZIO ASSISTENZA TECNICA
service@itv.es
Skype: ITV.Service
+34 961 667 639
8:00AM | 7:00PM



Subject to certain limitations
and exclusions. Only spare parts.
Soggetta a limitazioni e revoca. Solo
parti di ricambio.

